


For CATV System

SAW FILTER FOR CATV PILOT SIGNAL EXTRCTION

Used on the pilot signal unit of CATV repeater, its narrow band filter characteristics enabling extraction of pilot signals with low-level unnecessary waves.

■ Features

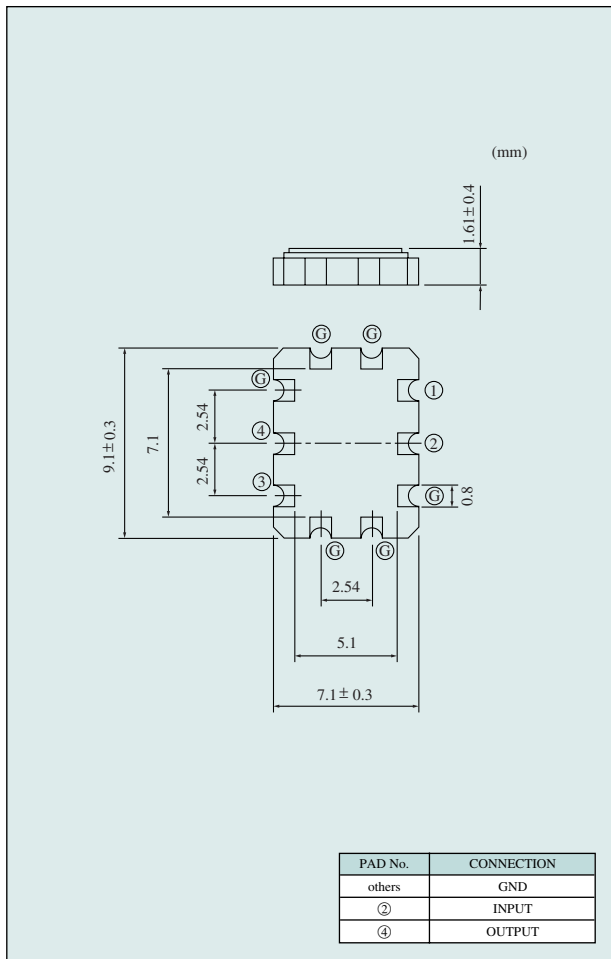
- High reliability
- Low insertion loss, narrow passband characteristics
- Compactness (9.1 × 7.1 × 1.6mm typ)



■ Specification

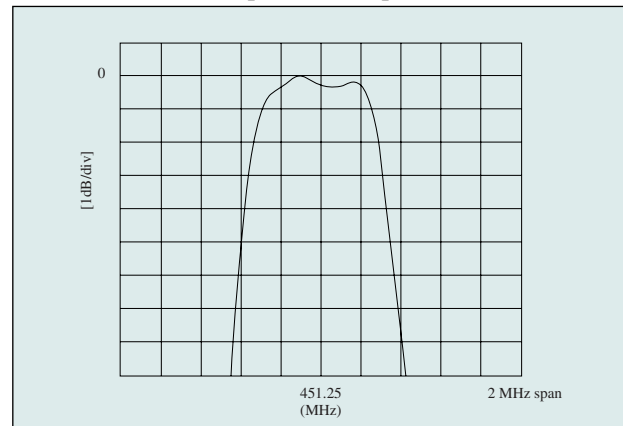
Item		Model	WF380A		
			Min.	Typ.	Max.
Center frequency (MHz)				451.25	
1dB passband width (kHz)			$f_0 \pm 25$		
Insertion loss (dB)					6.0
Attenuation (dB)	DC ~ 445.25 MHz		40	50	
	445.25 ~ 448.25 MHz		25	40	
	456.25 ~ 457.25 MHz		25	50	
	457.25 ~ 550 MHz		40	50	
Operating temp. range (°C)			-20		70
Impedance (Ω)			290//16nH		

■ Dimensions



■ Filter characteristics (example)

[Passband]



[Outband]

