


For Keyless Entry System

SAWFILTER FOR REMORT KEYLESS ENTRY SYSTEM

This is SAW filter used for the receiver of keyless entry system.

■ Features

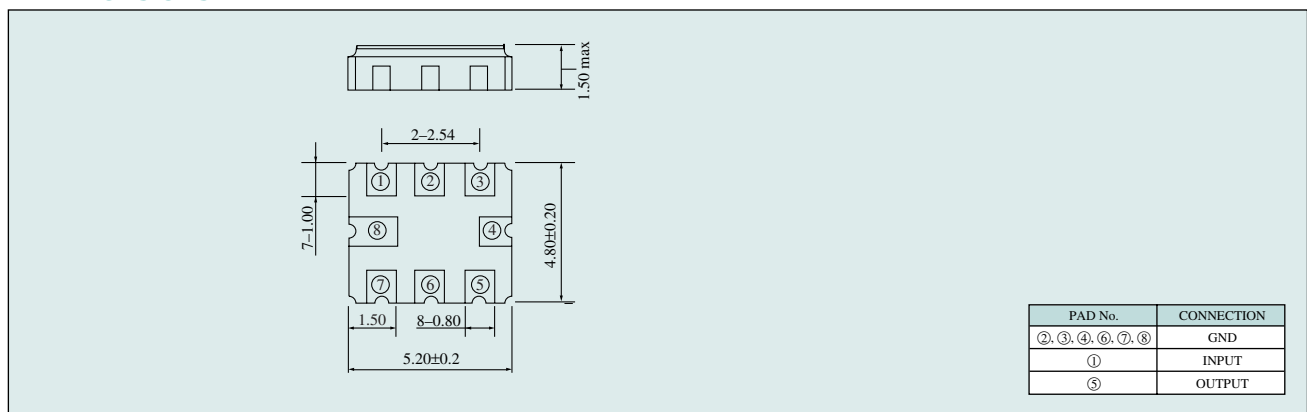
- Low insertion loss
- High stability by ST-quartz.



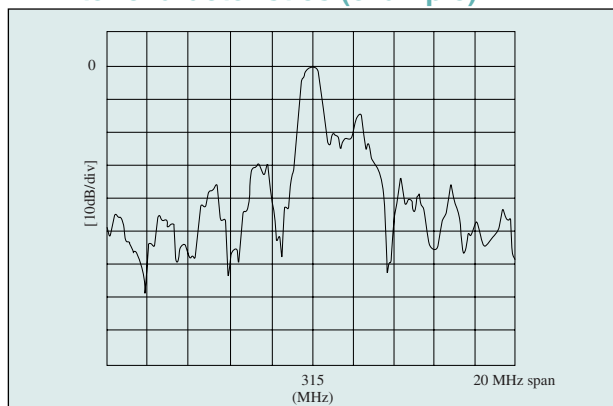
■ Specification

Item	Model	WF677E		
		Min.	Typ.	Max.
Center frequency (MHz)			315	
Min. insertion loss (dB)	314.82 ~ 315.22 MHz		2.0	4.5
3dB band width (kHz)			670	
Attenuation (dB)	10 ~ 270.00 MHz	45	50	
	270.00 ~ 309.00 MHz	35	40	
	309.00 ~ 314.00 MHz	15	20	
	316.00 ~ 335.00 MHz	10	15	
	335.00 ~ 400.00 MHz	35	40	
	400.00 ~ 1000.00 MHz	45	50	
Operating temp. range (°C)		-40		+85
Impedance (Ω)		560//−2.6pF		

■ Dimensions



■ Filter characteristics (example)



■ Matching circuit

